



**AURA LUMINAIRE**

Light Trading LLC

# PRODUCT CATALOGUE

Glow beyond ordinary



THOUGHTFUL  
DESIGN



ENERGY  
EFFICIENT



PREMIUM  
QUALITY



BUILT TO  
LAST



MODERN | COLLECTIBLE | PREMIUM

[www.aura-luminaire.com](http://www.aura-luminaire.com)



# CONTENTS

---

Our Story	05
Our Purpose	06
Product & Services	08
Indoor Lighting & Design	10
Commercial Interior Lighting	12
Outdoor Lighting & Design	14
Bespoke Design & Installation	16
Street Lighting Poles	18
LED Strip Lights	20
LED Power Supply	26
LED Dimmers	28
Track Lights	32
Neon Flex	39
Highbay Lights	41
Aluminum profiles	43
Linear Lights	45
Smart Panel Lights	47
Spot Lights	49
Panel Lights	54
Decorative Lights	56
Wall Lights	58



# OUR STORY

---

Established in Dubai, **AURA LUMINAIRE** Light Trading LLC was founded with a vision to illuminate the future through innovation, design and sustainability.

Embracing the latest advancements in lighting technology, our company is dedicated to providing world-class indoor and outdoor lighting products that combine superior performance with modern aesthetics. From architectural to decorative lighting, **AURA LUMINAIRE** delivers quality-driven solutions designed to enhance every environment.

**AURA LUMINAIRE** strives to offer clients a diverse portfolio of high-performance lighting products and tailored solutions, making us a trusted partner for residential, commercial and industrial projects. Our commitment to quality, efficiency and customer satisfaction sets us apart in the lighting industry.

With a team of dedicated lighting professionals, designers, and engineers, **AURA LUMINAIRE** brings creativity and technical expertise to every project — ensuring that every space we illuminate reflects our passion for perfection and our commitment to innovation.



# Our Purpose Illuminates Possibility.

---

We believe exceptional lighting  
has the power to transform  
spaces, inspire people  
and elevate everyday living.



## Mission:

At AURA LUMINAIRE, our mission is to illuminate spaces with innovation, precision, and sustainability. We are dedicated to designing and supplying high-quality lighting solutions that enhance environments while conserving energy and promoting efficiency.

By integrating cutting-edge LED technology with elegant design, we aim to deliver products that inspire creativity and elevate every space they touch.



## Vision:

Our vision is to be recognized as a leading force in the lighting industry a brand that defines excellence through innovation, sustainability and design.

We aspire to expand our presence across the UAE and global markets, becoming a trusted partner for architects, designers and clients seeking world-class illumination.



### THOUGHTFUL DESIGN

Designed with intention, crafted for impact.



### ENERGY EFFICIENT

Smart solutions for a sustainable future.



### PREMIUM QUALITY

Superior materials and performance.



### BUILT TO LAST

Reliable, durable, and engineered to endure.


# Products & Services

End-to-end lighting solutions designed to illuminate every space with precision, style and performance.



## INDOOR LIGHTING

Illuminate interiors with precision and style. Our indoor collection includes ceiling luminaires, track lights, spotlights, modular and recessed systems, suspended and wall-mounted fittings and decorative lighting solutions.



## OUTDOOR LIGHTING

Conventional & Decorative street lighting poles, High mast lights, Stadium, landscape lighting, floodlights and Tunnel lights.




## ARCHITECTURAL LIGHTING

Facade lighting for Residential building, Hospitality, Commercial Building and Public building.



LIGHT T DEFINES SPACES



## LIGHTING DESIGN & CONSULTANCY

Our expert design team offers strategic lighting consultation — from condition assessments and photorealistic visualization to daylight simulation and energy-efficient planning.




## VALUE ENGINEERING

We provide value-engineered solutions that optimize design performance while maintaining cost efficiency. Our approach ensures each project meets its technical, aesthetic and financial goals.



## INSTALLATION & TECHNICAL SUPPORT

AURA LUMINAIRE offers end-to-end installation and supervision services through our skilled technicians. We ensure every fixture is installed safely, efficiently and in perfect alignment with design intent.



### CREATIVE DESIGN

Innovative lighting concepts that enhance aesthetic and functionality.



### ENERGY EFFICIENCY

Sustainable solutions that save energy and reduce operational costs.



### PREMIUM QUALITY

High-quality products with superior performance and durability.



### RELIABLE SOLUTIONS

Dependable systems and expert support for complete peace of mind.



### EXPERT TEAM

Experienced professionals committed to your vision.



### AFTER SALES SUPPORT

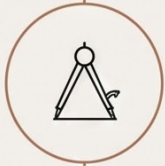
Continuous support to ensure long-term performance and satisfaction.




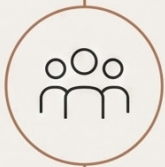
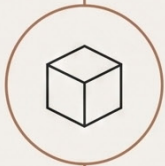
# Indoor Lighting & Design



At AURA LUMINAIRE, we specialize in creating bespoke indoor lighting solutions that combine functionality, efficiency and aesthetics. Our designs enhance the visual appeal and comfort of interior spaces while maintaining optimal illumination levels.



From elegant ceiling luminaires and recessed spotlights to modular systems and decorative fixtures, every product is crafted to bring harmony between light, architecture and atmosphere. We collaborate closely with architects, designers and clients to tailor lighting layouts that align with spatial requirements and design intent.




# Commercial Interior Lighting



At AURA LUMINAIRE, we design and supply advanced lighting solutions tailored for commercial interiors where functionality, efficiency and aesthetics must coexist in perfect balance.



With a focus on energy-saving LED technology, superior color rendering and contemporary design, AURA LUMINAIRE ensures every project achieves both operational excellence and architectural elegance. Each solution is carefully planned to highlight form, improve ambiance, and deliver long-term reliability for modern commercial settings.





# Outdoor Lighting & Design



At AURA LUMINAIRE, we create sophisticated outdoor lighting solutions that enhance architecture, improve safety and elevate the beauty of exterior spaces. Our designs combine durability, efficiency and aesthetics to deliver exceptional performance in every environment.

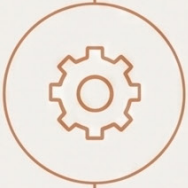


From landscape and pathway lighting to facade illumination, garden accents, bollards and architectural fixtures, every solution is carefully selected to complement modern outdoor living. We work closely with architects, designers and project owners to create lighting experiences that bring elegance, visibility and lasting impact to every outdoor space.





# Bespoke Design & Installation



At **AURA LUMINAIRE**, we understand that every space has its own character — and lighting should complement it perfectly. Our bespoke design and installation service offers tailor-made lighting solutions crafted to meet each client’s aesthetic vision, functional needs, and architectural requirements.

Our expert technicians handle installation with precision and care, ensuring every fixture performs flawlessly and aligns with the design intent.



**THOUGHTFUL DESIGN**

Intentional aesthetics that enhance every space.



**ENERGY EFFICIENT**

Sustainable solutions that reduce impact and save more.



**PREMIUM QUALITY**

Finest materials and craftsmanship for exceptional performance.



**BUILT TO LAST**

Durable designs engineered for enduring reliability.

# Street Lighting Poles



At **AURA LUMINAIRE**, we offer a comprehensive range of street lighting poles designed to deliver superior illumination, safety, and durability for urban and outdoor environments.



Whether for city roads, residential developments, or large-scale infrastructure projects, AURA LUMINAIRE provides efficient, sustainable and visually refined lighting solutions that meet international standards and modern urban design requirements.



**THOUGHTFUL DESIGN**

Intentional aesthetics that enhance every space.



**ENERGY EFFICIENT**

Sustainable solutions that reduce impact and save more.



**PREMIUM QUALITY**

Finest materials and craftsmanship for exceptional performance.



**BUILT TO LAST**

Durable designs engineered for enduring reliability.



# Led Cob strip lights

Precision by Design.  
Performance by Light.

Designed for modern architecture, our LED strip lights deliver uniform illumination, energy efficiency, and timeless aesthetics.

# COB 12V/24V LED STRIP LIGHTS

NON WATERPROOF

## COB STRIP LIGHT

COB-312D-24V-8MM-CRI90



## COB STRIP LIGHT

COB-312D-12V-8MM-CRI90



## COB STRIP LIGHT

COB-320D-24V-5MM-CRI90



Model No.	Item Name	Description
<b>COB 12v/24v</b>		
<b>Non Waterproof</b>		
COB-312D-24V-8MM-CRI90	COB STRIP LIGHT	<p><b>Color :</b> Pure White, Neutral White, Warm White  <b>Power :</b> 10W/Mtr----50W/Roll  <b>Voltage :</b> 24VDC  <b>LED Quantity :</b> 312LED/Meter   IP Gade : IP 20            Length : 5Mtr Roll   PCB Width : 8MM            Warranty : 3 Years</p>
COB-312D-12V-8MM-CRI90	COB STRIP LIGHT	<p><b>Color :</b> Pure White, Neutral White, Warm White  <b>Power :</b> 10W/Mtr----50W/Roll  <b>Voltage :</b> 12VDC  <b>LED Quantity :</b> 312LED/Meter   IP Gade : IP 20            Length : 5Mtr Roll   PCB Width : 8MM            Warranty : 3 Years</p>
COB-320D-24V-5MM-CRI90	COB STRIP LIGHT	<p><b>Color :</b> Pure White, Neutral White, Warm White  <b>Power :</b> 10W/Mtr----50W/Roll  <b>Voltage :</b> 24VDC  <b>LED Quantity :</b> 320LED/Meter   IP Gade : IP 20            Length : 10Mtr Roll   PCB Width : 5MM            Warranty : 3 Years</p>



# LED STRIP LIGHTS



## SMD - 4040-180D-24V-8MM-3000K-CRI98

01

### SMD - 4040-180D-24V-8MM-3000K-CRI98

LED Strip Light



Color: Pure White, Neutral White, Warm White  
Power: 18W/Mtr----180W/Roll  
Voltage: 24VDC  
LED Quantity: 180LED/Meter  
IP Grade: IP 20  
Length: 10Mtr Roll  
PCB Width: 8MM  
Warranty: 3 Years

## COB RGBWW LED - DC 24V IP20 12MM PCB

01

### COB RGBWW LED STRIP LIGHT

LED Strip Light



Power: 20W/Mtr----100W/Roll  
Voltage: 24VDC  
LED Color: RGB WW  
IP Grade: IP 20  
Length: 5Mtr Roll  
Lumens: 800LM/M  
Beam Angle:  $\geq 180^\circ$   
Operation Mode: Using External Controller  
PCB Width: 12MM

02

### STRIP LIGHT

LED Strip Light



Color: RGBW, RGBNW, RGBWW  
Power: 14.4W/Mtr----72W/Roll  
Voltage: 24VDC  
Beam Angle:  $115^\circ$   
Chip Type: 5050  
IP Grade: IP 20  
LED Quantity: 60LED/Mtr----5Mtr Roll  
PCB Width: 12MM

## ACCESSORIES



Strip to strip cableless

Size: 8mm



Strip to Drive

Size: 8mm



L Connector

Size: 8mm



HIGH CRI  
(Ra  $\geq 90$ )



WIDE VOLTAGE  
(AC 220-240V)



DURABLE  
BUILD



MODERN  
DESIGN

# LED STRIP LIGHTS 220V

High-performance LED strip lighting  
for architectural elegance and  
creative freedom.





# LED STRIP LIGHTS 220V

Cob Frosted Neon



Power code for Cob  
Frosted Neon



220v strip light  
dotted



Power code for 220v  
strip



PRODUCT	SPECIFICATIONS
220V-COB-240D-8MM-Froster	Color : Pure White, Neutral White, Warm White Power : 9W/Mtr----450W/Roll Voltage : 220V AC IP Grade : IP 65 chip quantity:288chip/mtr Length : 50Meters/Roll PCB Width : 8MM Note: Cutting mark in each 50cm
Power cord-220v-COB-28BD-8MM-	<b>220V Power Code</b>
220v-2835-240d-11mm-5cm cut unit	Color : Pure White, Neutral White, Warm White Power : 15W/Mtr----750W/Roll Voltage : 220V AC IP Grade : IP 65 chip quantity:240chip/mtr Length : 50Meters/Roll PCB Width : 11MM Note: Cutting mark in each 5cm
Power cord-220v-2835-240d-11mm-5cm cut unit	<b>220V Power Code</b>



HIGH EFFICIENCY



PREMIUM BUILD QUALITY



FLEXIBLE APPLICATION



CUTTABLE TO SIZE

# LED POWER SUPPLY

RELIABLE • EFFICIENT • DURABLE



## RELIABLE PROTECTION

Short circuit, overload,  
over temperature



## HIGH EFFICIENCY

Up to 92%  
energy saving



## BUILT TO LAST

Durable design  
for long-term use



## WIDE APPLICATION

Indoor lighting,  
signage & more

# Constant Voltage- Normal Power supply



## DY-60W-12/24-D

60W · 12V DC / 24V DC · IP20



## DY-100W-12/24-D

100W · 12V DC / 24V DC · IP20



## DY-200W-12-D

200W · 12V DC / 24V DC · IP20



## DY-300W-12/24-D

300W · 12V DC / 24V DC · IP20



## DY-400W-12-D

400W · 12V DC / 24V DC · IP20

#	MODEL	INPUT VOLTAGE	OUTPUT VOLTAGE	OUTPUT CURRENT	OUTPUT POWER	IP RATING
1	DY-60W-12/24-D	170-250VAC	12V DC / 24V DC	5A / 2.5A	60W (Max)	IP20
2	DY-100W-12/24-D	90-250VAC	12V DC / 24V DC	8.33A / 4.17A	100W (Max)	IP20
3	DY-200W-12-D	170-250VAC	12V DC / 24V DC	16.7A / 8.33A	200W (Max)	IP20
4	DY-300W-12/24-D	190-250VAC	12V DC / 24V DC	25A / 12.5A	300W (Max)	IP20
5	DY-400W-12-D	170-250VAC	12V DC / 24V DC	33.3A / 16.6A	400W (Max)	IP20



**GLOBAL STANDARDS**  
Certified & compliant



**5-YEAR WARRANTY**  
Quality you can trust



**EXPERT SUPPORT**  
We're here to help

# LED DIMMERS

Reliable · Efficient · Dimmable



## SMOOTH DIMMING

Flicker-free  
0.1%–100%



## RELIABLE PROTECTION

Short circuit, overload,  
over temperature



## HIGH EFFICIENCY

Up to 92%  
energy saving



## BUILT TO LAST

Durable design  
for long-term use



**Global Standards**  
Certified & compliant



**5-Year Warranty**  
Quality you can trust



**Expert Support**  
We're here to help

# Constant Voltage- Dali



**DY-100W-12-DALI**  
100W · 12V · DALI



**DY-100W-24-DALI**  
100W · 24V · DALI



**DY-200W-12-DALI**  
200W · 12V · DALI



**DY-200W-24-DALI**  
200W · 24V · DALI



**DY-200W-48-DALI**  
200W · 48V · DALI



**DY-400W-48-DALI**  
400W · 48V · DALI

<b>01</b>	<b>DY-100W-12-DALI</b> 100W LED Dimmer (DALI)	Input Voltage 100-240VAC	Output Voltage 12VDC	Output Power 100W	Dimming DALI	Protections SCP / OVP / OTP Efficiency Up to 92%
<b>02</b>	<b>DY-100W-24-DALI</b> 100W LED Dimmer (DALI)	Input Voltage 100-240VAC	Output Voltage 24VDC	Output Power 100W	Dimming DALI	Protections SCP / OVP / OTP Efficiency Up to 92%
<b>03</b>	<b>DY-200W-12-DALI</b> 200W LED Dimmer (DALI)	Input Voltage 100-240VAC	Output Voltage 12VDC	Output Power 200W	Dimming DALI	Protections SCP / OVP / OTP Efficiency Up to 92%
<b>04</b>	<b>DY-200W-24-DALI</b> 200W LED Dimmer (DALI)	Input Voltage 100-240VAC	Output Voltage 24VDC	Output Power 200W	Dimming DALI	Protections SCP / OVP / OTP Efficiency Up to 92%
<b>05</b>	<b>DY-200W-48-DALI</b> 200W LED Dimmer (DALI)	Input Voltage 100-240VAC	Output Voltage 48VDC	Output Power 200W	Dimming DALI	Protections SCP / OVP / OTP Efficiency Up to 92%
<b>06</b>	<b>DY-400W-48-DALI</b> 400W LED Dimmer (DALI)	Input Voltage 100-240VAC	Output Voltage 48VDC	Output Power 400W	Dimming DALI	Protections SCP / OVP / OTP Efficiency Up to 92%



# Led dimmers

## Triac dimming / 0-10v

PRECISE CONTROL. FLAWLESS LIGHT.







01



MAX  
100W



AL-100W-12/24-D

-  Input Voltage : 170-264VAC
-  Input Current : 0.9A@230VAC
-  Output Voltage : 12V / 24V
-  Output Current : 8.3A / 4.2A
-  Output Power : 100W (Max)
-  IP rating : IP20







02



MAX  
200W



AL-200W-12/24-D

-  Input Voltage : 170-264VAC
-  Input Current : 0.9A@230VAC
-  Output Voltage : 12VDC / 24V DC
-  Output Current : 16.6A / 8.3A
-  Output Power : 200W (Max)
-  IP rating : IP20






03



MAX  
400W



AL-400W-12/24-D

-  Input Voltage : 170-264VAC
-  Input Current : 0.9A@230VAC
-  Output Voltage : 12V / 24V DC
-  Output Power : 400W (Max)
-  IP rating : IP20



SMOOTH DIMMING  
0-10V / TRIAC



RELIABLE  
PERFORMANCE



BUILT FOR  
PROFESSIONALS



QUALITY YOU  
CAN TRUST

# TRACK LIGHTS

Precision Lighting.  
Maximum Flexibility.

Engineered for modern spaces, our track lighting system offers seamless adaptability, sleek design, and superior performance.



# SINGLE PHASE TRACK LIGHTS

Versatile track lighting components designed for effortless installation and layout flexibility.



S.No	Model No	Item Name	Description
1	GT202	TRACKS FOR TRACK LIGHTS BLACK COLOR	<ul style="list-style-type: none"> <li>Length : 1 Meter and 2 Meters</li> <li>Type : Single Phase</li> <li>No. of Wires : 2 Wires</li> </ul>
2	GT202	TRACKS FOR TRACK LIGHTS WHITE COLOR	<ul style="list-style-type: none"> <li>Length : 1 Meter and 2 Meters</li> <li>Type : Single Phase</li> <li>No. of Wires : 2 Wires</li> </ul>
3	GT202	FEEDER	<ul style="list-style-type: none"> <li>Power feeder</li> </ul>
4	GT202	FEEDER	<ul style="list-style-type: none"> <li>Power feeder</li> </ul>
5	GT202	I SHAPE CONNECTOR WHITE-STRAIGHT	<ul style="list-style-type: none"> <li>Straight connector</li> </ul>
6	GT202	I SHAPE CONNECTOR BLACK-STRAIGHT	<ul style="list-style-type: none"> <li>Straight connector</li> </ul>
7	GT202	L SHAPE CONNECTOR BLACK	<ul style="list-style-type: none"> <li>L connector-white</li> </ul>
8	GT202	T SHAPE CONNECTOR WHITE	<ul style="list-style-type: none"> <li>T shape connector</li> </ul>
9	GT202	T SHAPE CONNECTOR WHITE	<ul style="list-style-type: none"> <li>T shape connector</li> </ul>
10	GT202	T SHAPE CONNECTOR BLACK	<ul style="list-style-type: none"> <li>T shape connector</li> </ul>
11	GT202	X SHAPE CONNECTOR BLACK	<ul style="list-style-type: none"> <li>X shape connector</li> </ul>
12	GT202	X SHAPE CONNECTOR WHITE	<ul style="list-style-type: none"> <li>X shape connector</li> </ul>



### FLEXIBLE DESIGN

Adaptable components for custom layouts.



### EASY INSTALLATION

Quick connect system for seamless setup.



### PREMIUM QUALITY

Durable materials for long-lasting performance.



### SLEEK & MODERN

Minimal design that blends with any interior.



# MAGNETIC TRACK Accessories

# MAGNETIC TRACK LIGHTS

MODULAR. ADAPTABLE. ARCHITECTURAL.



MODEL	TYPE	POWER	VOLTAGE	LUMEN	DIMENSIONS (mm)
SD35-7W	Magnetic Track Light	7W	DC 48V	700LM	Φ35*80
SD45-12W	Magnetic Track Light	12W	DC 48V	1200LM	Φ45*100
SD55-18W	Magnetic Track Light	18W	DC 48V	1800LM	Φ52*120
DX-30	Magnetic Pendant Track Light	7W	DC 48V	700LM	30*300
JH-208-1408GD-12W	Magnetic Round Track Light	13W	DC 48V	1200LM	Φ110
JH-208-1408GD-18W	Magnetic Round Track Light	13W	DC 48V	1800LM	Φ140
JH-XD-7W	Magnetic Pendant Track Light	7W	DC 48V	700LM	Φ100
208-113-6D	Magnetic Linear Track Light	6W	DC 48V	2000LM	113*22*44
208-221-12D	Magnetic Linear Track Light	12W	DC 48V	2000LM	221*22*44
208-329-18D	Magnetic Linear Track Light	18W	DC 48V	2000LM	328.5*22*44
208-438-12D	Magnetic Linear Track Light	24W	DC 48V	2000LM	437.5*22*44
208-300-12W	Magnetic Linear Track Light	12W	DC 48V	1200LM	300*22*44
208-600-20W	Magnetic Linear Track Light	20W	DC 48V	1200LM	600*22*44
208-900-30W	Magnetic Linear Track Light	30W	DC 48V	1200LM	900*22*44
208-2D-6D	Magnetic Adjustable Linear Track Light	6W	DC 48V	600LM	117*22*166



## FLEXIBLE DESIGN

Adaptable components for custom layouts.



## EASY INSTALLATION

Quick connect system for seamless setup.



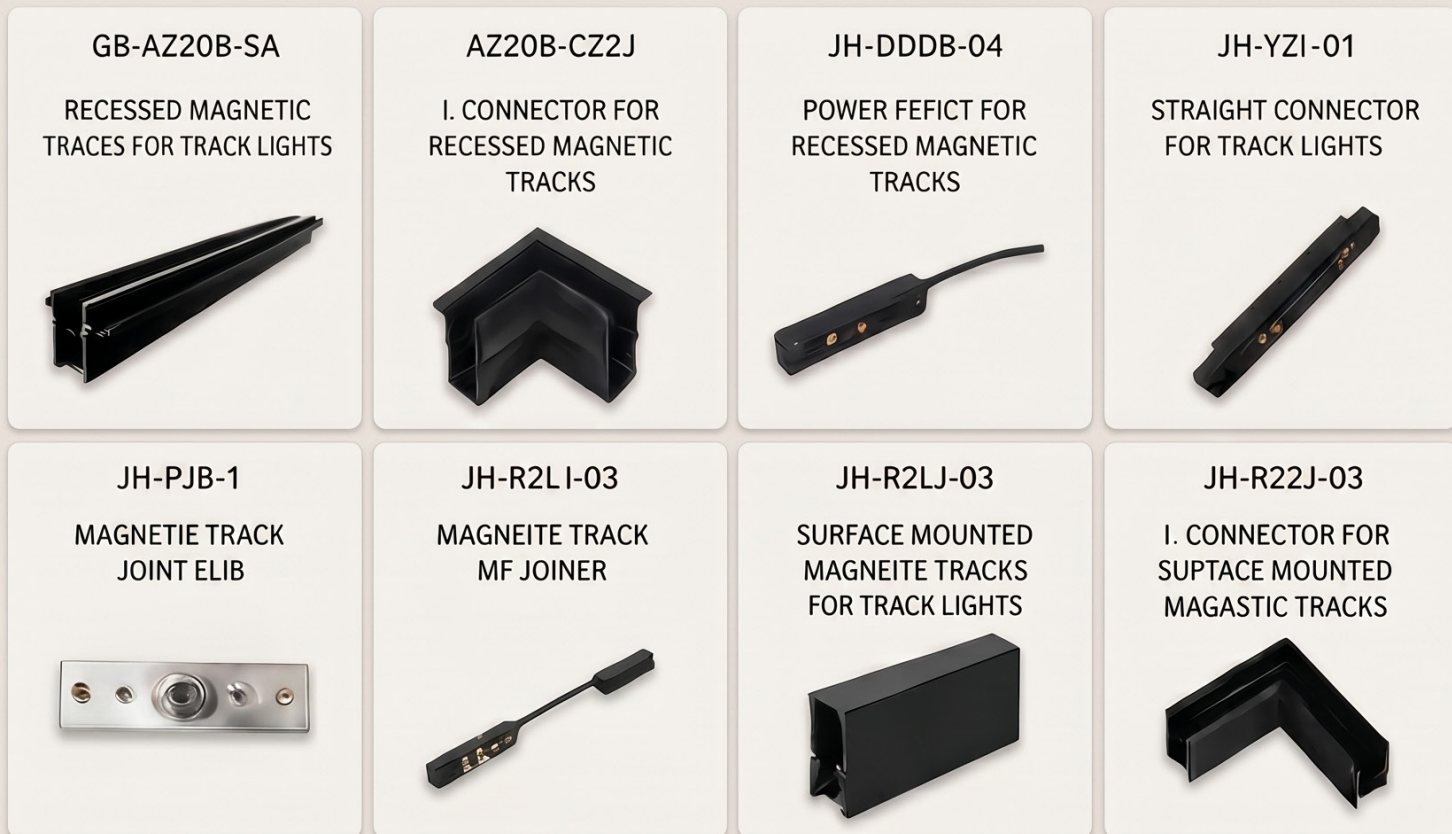
## PREMIUM QUALITY

Durable materials for long-lasting performance.



## SLEEK & MODERN

Minimal design that blends with any interior.



MOBEL NO.	DESCRIPTION	LENGTH / SPECEICATION	INBUT VOITAGE
GD-AZ20B-SA	RECESSED MAGNETIC TRACES FOR TRACK LIGHTS	Length : 2 Meters Body Color : Black	DC48V
AZ20B-CZ2J	UCONINGTOR FOR RECESSED JAAGKETIC TRACKS	Body Color : Black	DC48V
JH-ODDX-04	POWER TE5DER FOR RECESSED NASNFTE, TRACKS	Body Color : Black	DC48V
JH-PŽJ-01	STRAIGHT CONNECTOR FOR TRACK LIGHTS	Body Color : Black	DĈ48V
JH-PIP-1	Magnetic track Joint cup	Body Color : Black	DĈ48V
JH-RZLI-03	SURFACE MOUNTED MAGNETIC TRACKC FOR TRACK LIGHES	Length 2 Meters Body Color : Black	DC48V
JH-RZJI-03	SURFACE HOUNTED MAGNETIC TRACES FOR TRACKS	Body Color : Black	DC48V

<b>DC48V</b> LOW VOLTAGE	 PREMIUM FINISH	 MODULAR DESIGN	 EASY INSTALLATION
-----------------------------	---	---	--

# MAGNETIC TRACK

Power supply 48v

# Power Supply for Track

## MAGNETIC POWER SUPPLY

JH-100W-48V



magnetic power supply

48V SYSTEM

JH-200W-48V



magnetic power supply

48V SYSTEM

MODEL	DESCRIPTION
JH-100W-48V	magnetic power supply – JH-100W-48V
JH-200W-48V	magnetic power supply – JH-200W-48V



### VERSATILE DESIGN

Sleek and minimal for modern architectural applications.



### ADJUSTABLE PERFORMANCE

Wattage and CCT adjustable for customized lighting needs.



### PREMIUM QUALITY

High-quality components ensure long life and reliability.



### ENERGY EFFICIENT

High lumen output with low energy consumption.

# NEON FLEX

---

Premium Silicone Tubes

Flexible. Durable. Brilliant.



# SILICON TUBES

Silicone tube without edge – 14×14mm, 16×16mm

## 01 Silicone tube with or without edge – 14×14mm




- Type : Top View
- Head Type : Flat, top bendable
- Dimensions (mm) : 14×14
- Anti-UV, Flexible
- 100% Purity Silicon
- PCB Size : 8mm PCB Strip Lights
- Accessories : Clips & Endcaps (Excluded)
- 100mtr roll

## 02 Silicone tube with or without edge – 16×16mm



- Type : Top View
- Head Type : Flat, top bendable
- Dimensions (mm) : 16×16
- Anti-UV, Flexible
- 100% Purity Silicon
- PCB Size : 8mm PCB Strip Lights
- Accessories : Clips & Endcaps (Excluded)
- 100mtr roll

## 03 6mm NEON FLEX – IP 64 (SIIm)



- Colour : Pure White, Warm White, Red, Green, Blue, Yellow, Pink
- Power : 9.6W/Meter----5 Meter/Roll
- Voltage : 12V
- LED Type : 2835
- LED Quantity : 120Leds/M
- Beam Angle : 150°
- IP Grade : IP 64
- Product Size : 6\*12 mm



**HIGH DURABILITY**  
Built to withstand harsh environments.



**UV RESISTANT**  
Long-lasting performance without yellowing.



**HIGH FLEXIBILITY**  
Easily bendable for creative designs.



**PREMIUM QUALITY**  
100% pure silicone for consistent brilliance.



# HIGHBAY LIGHT

---

Built for Performance.

Engineered for Reliability.

Powerful illumination for industrial  
and commercial spaces.

# HIGHBAY LIGHT

High performance lighting for industrial & commercial applications.

## 01 Highbay LIGHT



- Power : 100W
- Voltage : AC 100-277V
- Colour : White
- Color Temperature : 5500-6000K
- LED : Samsung
- Luminous Efficacy : 150LM/W
- Lumen : 15000 LM
- IP Grade : IP65
- Driver : Philips
- Dimensions : 250×105mm
- Warranty- 5 years

## 02 Highbay LIGHT



- Power : 200W
- Voltage : AC 100-277V
- Colour : White
- Color Temperature : 5500-6000K
- LED : Samsung
- Luminous Efficacy : 150LM/W
- Lumen : 15000 LM
- IP Grade : IP65
- Driver : Philips
- Dimensions : Ø320×108mm
- Warranty- 5 years




### HIGH EFFICIENCY

Up to 150LM/W luminous efficacy for maximum energy savings.



### DURABLE BUILD

IP65 rated for superior protection against dust and water.




### PREMIUM COMPONENTS

Equipped with Samsung LEDs and Philips driver for enhanced performance.



### LONG LASTING

Reliable performance backed by 5 years warranty.



# ALUMINUM PROFILES

ENGINEERED FOR PRECISION. DESIGNED FOR PERFORMANCE.

Our aluminum profiles deliver the perfect balance of functionality, durability, and minimalist design—the foundation of exceptional lighting solutions.



PREMIUM  
ALUMINUM



EXCELLENT HEAT  
DISSIPATION





PRECISE  
ENGINEERING



SLEEK & MODERN  
AESTHETIC

# PRODUCT RANGE



PRECISION  
CRAFTED



BUILT TO LAST



PERFECT FOR  
MODERN SPACES

SHAPING LIGHT.  
DEFINING SPACES.



# LINEAR LIGHTS

---

Precision by Design.  
Performance by Light.

Designed for modern architecture, our linear lights deliver uniform illumination, energy efficiency and timeless aesthetics.

## 01 ADJUSTABLE WATTAGE / CCT



- **Model No** : PVLS-LIN001
- **Item Name** : LINEAR LIGHT
- **Power** : Adjustable 40W/50W/60W
- **Voltage** : AC 220-240V 50/60Hz
- **Color** : CCT adjustable White, Neutral White, Warm White
- **LED type** : 2835 SMD
- **Lumens** : 4800lm/6000lm/7200lm
- **Dimensions (mm)** : 1200\*50\*60
- **Body colour** : White


## 02 ADJUSTABLE CCT

**1**  
BLACK



- **Power** : 60Watts
- **Voltage** : AC 165-265 V
- **Color** : White, Neutral White, Warm White
- **LED type** : 2835 SMD
- **Lumens** : 3600-4000 Lumens
- **Dimensions (mm)** : 1180\*50\*65mm
- **Body colour** : Black
- **Warranty** : 3 years

**2**  
WHITE



- **Power** : 60Watts
- **Voltage** : AC 165-265 V
- **Color** : Adjustable White, Neutral White, Warm White
- **LED type** : 2835 SMD
- **Lumens** : 3600-4000 Lumens
- **Dimensions (mm)** : 1180\*50\*65mm
- **Body colour** : Black
- **Warranty** : 3 years

**3**  
90 angle



- **Power** : 8 Watts
- **Voltage** : AC 165-265 V
- **Color** : Adjustable White, Neutral White, Warm White
- **LED type** : 2835 SMD
- **Lumens** : 3600-4000 Lumens
- **Dimensions (mm)** : 1180\*50\*65mm
- **Body colour** : Black
- **Warranty** : 3 years



# INTELLIGENT LIGHTING. TIMELESS ELEGANCE.

Smart. Stylish. Sustainable.  
Lighting that elevates every space.



ENERGY  
EFFICIENT



PREMIUM  
QUALITY



EASY  
INSTALLATION



SMART  
CONTROL

# SMART PANEL LIGHTS

## PRODUCT COLLECTION

01


**AL-PNL6w-s**  
Smart Panel  
Light



Power: 6W  
Input Voltage: AC 220-240V  
Color: Warm white - Cool white  
CRI: Ra  $\geq$ 90  
Outer Size: 10cm  
Body colour: White

02

**AL-PNL12w-s**  
Smart Panel  
Light



Power: 12W  
Input Voltage: AC 220-240V  
Color: Warm white - Cool white  
CRI: Ra  $\geq$ 90  
Outer Size: 15cm  
Body colour: White

03

**AL-PNL18w-s**  
Smart Panel  
Light



Power: 18W  
Input Voltage: AC 220-240V  
Color: Warm white - Cool white  
CRI: Ra  $\geq$ 90  
Outer Size: 20cm  
Body colour: White

04

**AL-PNL-R**  
Smart Panel  
Light Remote



Smart Remote Control  
for Led Panel Light



HIGH CRI  
(Ra  $\geq$ 90)



WIDE VOLTAGE  
(AC 220-240V)



DURABLE  
BUILD



MODERN  
DESIGN



# SPOT LIGHTS

Precision-engineered lighting that blends performance, elegance, and timeless design for exceptional spaces.



PREMIUM  
QUALITY



SUPERIOR  
ILLUMINATION










DURABLE  
PERFORMANCE









SLEEK  
DESIGN

# SPOTLIGHT FRAMES

MR16 PROJECTS COLLECTION

	<b>AL- 010</b> MR16 PROJECTS FRAME -SBK
	<b>AL- 011</b> MR16 PROJECTS FRAME - BLACK
	<b>AL- 012</b> MR16 PROJECTS FRAME - WHITE
	<b>AL- 013</b> MR16 PROJECTS FRAME - WHITE
	<b>AL- 014</b> MR16 PROJECTS FRAME - BLACK
	<b>AL- 016</b> MR16 PROJECTS FRAME - BLACK
	<b>AL- 017</b> MR16 PROJECTS DOUBLE FRAME - WHITE

<b>08</b>		<b>AL- 018</b> MR16 PROJECTS DOUBLE FRAME - BLACK
<b>09</b>		<b>AL- 01</b> MR16 PROJECTS FRAME - WHITE
<b>10</b>		<b>AL- 03</b> MR16 PROJECTS FRAME - BLACK
<b>11</b>		<b>AL- 05</b> MR16 PROJECTS FRAME - WHITE
<b>12</b>		<b>AL- 08</b> MR16 PROJECTS FRAME - BLACK
<b>13</b>		<b>AL- 09</b> MR16 PROJECTS FRAME - GOLD



PREMIUM  
QUALITY



ARCHITECTURAL  
GRADE



TIMELESS  
DESIGN



WARMTH IN  
EVERY DETAIL

# SPOTLIGHTS-INBUILT

MR16 PROJECTS COLLECTION



AL-9906 WH  
AL-9906 BK

Power : 6W  
Input Voltage : AC 220-240V  
Lumen :  
Color : Neutral White, Warm White, White  
PF/Ra : 0.9/>90  
Housing : Aluminum Heat Radiator + Glass  
Outer Size (mm) : 83\*82mm  
Cutout Size (mm) : 75mm



AL-1101-WH  
AL-1101-BK

Power: 12w  
Color : Neutral White, Warm White, White  
PF/Ra : 0.9/>90  
Housing : Aluminum Heat Radiator + Glass  
Outer Size (mm) : 83\*82mm  
Cutout Size (mm) : 75mm



AL-7wD-osram

Power: 7watts  
Colour: Neutral white 4000k  
Dimming: Dali  
Dia: 65mm  
Driver: Osram  
Body colour: Black/White



AL-JD7510

Power: 12w  
Color : Neutral White, Warm White, White  
PF/Ra : 0.9/>90  
Housing : Aluminum Heat Radiator + Glass  
Outer Size (mm) : 83\*82mm  
Cutout Size (mm) : 75mm




PREMIUM  
QUALITY



ARCHITECTURAL  
GRADE



TIMELESS  
DESIGN



WARMTH IN  
EVERY DETAIL



# Spotlight modules/Bulbs

---

Precision. Performance. Timeless Light.

Elevate every detail with our premium lighting solutions,  
engineered for architectural brilliance and lasting impact.



## NON DIMMABLE-SPOTLIGHT MODULES



JD-B924



- Power: 9W
- Input Voltage: 200-240V
- Lamp Shade: Neutral White/Warm White,
- LED Type: COB
- Efficacy: 85LM/W
- Luminous Flux: 810-850LM
- Driver: In built Dimmable Driver
- Beam Angle: 36°



JD-A1224



- Power: 12W
- Input Voltage: 200-240V
- Lamp Shade: Neutral White/Warm White,
- LED Type: COB
- Efficacy: 85LM/W
- Luminous Flux: 950-1020LM
- Driver: In built Dimmable Driver
- Beam Angle: 36°

## NON DIMMABLE-SPOTLIGHT BULBS



7W



- Power: 7W
- Input Voltage: 175-265V AC
- Base: GU 5.3
- Housing: White/Aluminium
- Lamp Shade: White, Neutral white, Warm White
- Driver: IC Driver
- Beam Angle: 38°



9W



- Power: 9W
- Input Voltage: 175-265V AC
- Base: GU 5.3
- Housing: White/Aluminium
- Lamp Shade: White, Neutral white, Warm White
- Driver: IC Driver
- Beam Angle: 38°



7W



- Power: 7W
- Input Voltage: 175-265V AC
- Base: GU 10
- Housing: White/Aluminium
- Lamp Shade: White, Neutral white, Warm White
- Driver: IC Driver
- Beam Angle: 38°

## SPOTLIGHT ACCESSORIES



GU10 HOLDER



GU5.3 HOLDER



# ILLUMINATE EXCELLENCE.



PRECISION ENGINEERED  
LIGHTING FOR MODERN SPACES.



## Smart PANEL LIGHT

Model No: 1260608-36w

- Power:** 36W
- Voltage:** AC 180-264 V
- Housing:** Aluminium
- Lumen:** 2900 LM
- Product Size (mm):** 595\*595



## PANEL LIGHT

Model No: 1260608-60w

- Power:** 60W
- Voltage:** AC 200-240 V
- Material:** PMMA Lens & Housing - Zinc Coated Iron
- Lamp Shade:** White/ Neutral/ Warm
- LED Type:** 2835
- Luminous Efficacy:** 95 LM/W
- Product Size (mm):** 595\*595mm
- Advantages:** Backlit Technology, No Yellowish as in Sidelit Type.



## PANEL LIGHT

Model No: AL-126060P

- Power:** 60W
- Voltage:** AC 200-240 V
- Material:** PMMA Lens & Housing - Zinc Coated Iron
- Lamp Shade:** White
- Driver:** PHILIPS
- LED Type:** 2835
- Luminous Efficacy:** 95 LM/W
- Product Size (mm):** 595\*595mm

# SURFACE MOUNTED - SMD



## SURFACE MOUNTED DOWN LIGHT- SMD LED

Model No: DPLSMD-20w

- Power:** 20W
- Input Voltage:** AC85-265
- Color :** White/Neutral white/Warm white/Black
- Body Colour:** White
- Housing:** Aluminium/ Black
- Product Size (mm) :**  $\Phi$  172\*31
- Perforate Size (mm) :** Unfold



## SURFACE MOUNTED DOWN LIGHT- SMD LED

Model No: DPLSMD-20w



# Decorative Lights

DESIGNED TO INSPIRE.  
CRAFTED TO ELEVATE.

A curated collection of premium decorative lighting that brings warmth, character, and elegance to every space.



240900



240002



240007



240108



240111



240120



240010



240014



240015



240017



240026



240028



240054



240039



240043



240088



Timeless  
Design



Premium  
Materials



Expertly  
Crafted



Built to  
Last




# Wall Lights

Illuminate with Purpose. Design with Soul.




250300/C



250070/30



250080/A



250080/B



250011/B



250002/C



250004/D



250006/A




250007/B



250007/C



B1004G/23



B1005G/23




B1006G/16



B1007G



B1008G



B1010G



B1011G



B1015G



B1018G/30



B1023G

AURA LUMINAIRE

LIGHT TRADING LLC



# CONTACT US

WE'RE HERE TO HELP.



SHOWROOM NUMBER

045760343




EMAIL

info@aura-luminaire.com



WEBSITE

www.aura-luminaire.com



ADDRESS

Retail 01 Olivz by Danube  
International City, Dubai

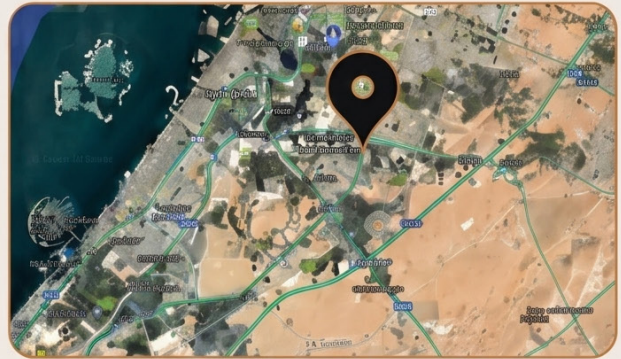
SALES TEAM

+971 50 509 8039

+971 52 604 0714



FIND US



SCAN ME



Scan the QR code to  
visit our website

[www.aura-luminaire.com](http://www.aura-luminaire.com)

LIGHT THAT MOVES WITH YOU.

MODERN

COLLECTIBLE

PREMIUM